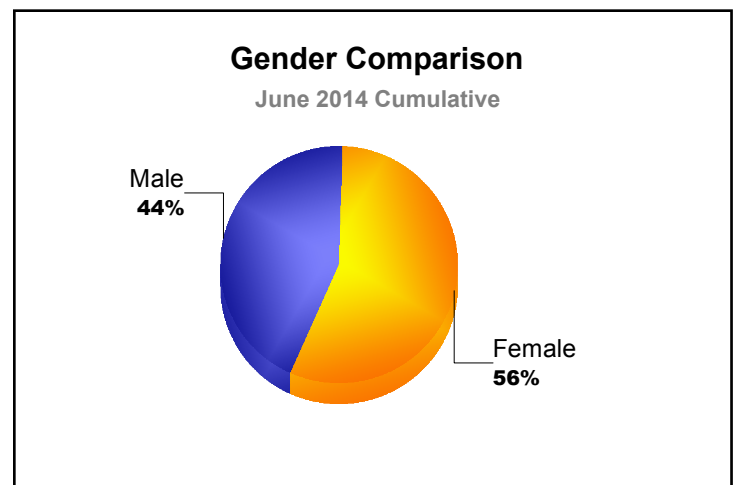
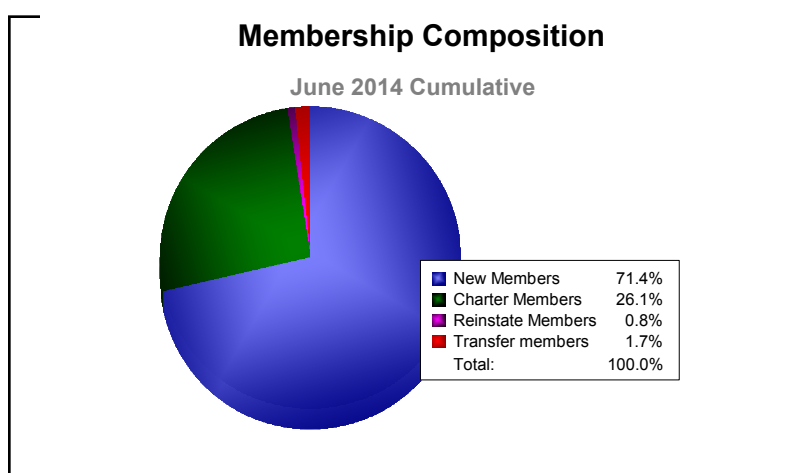
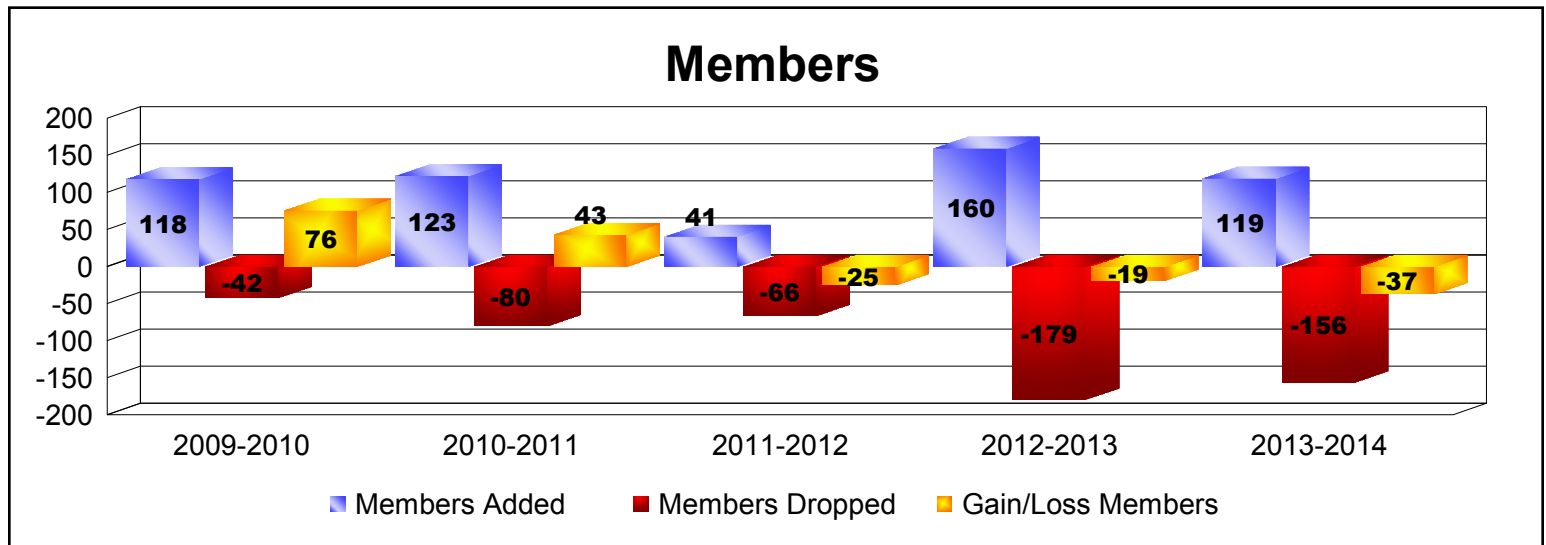
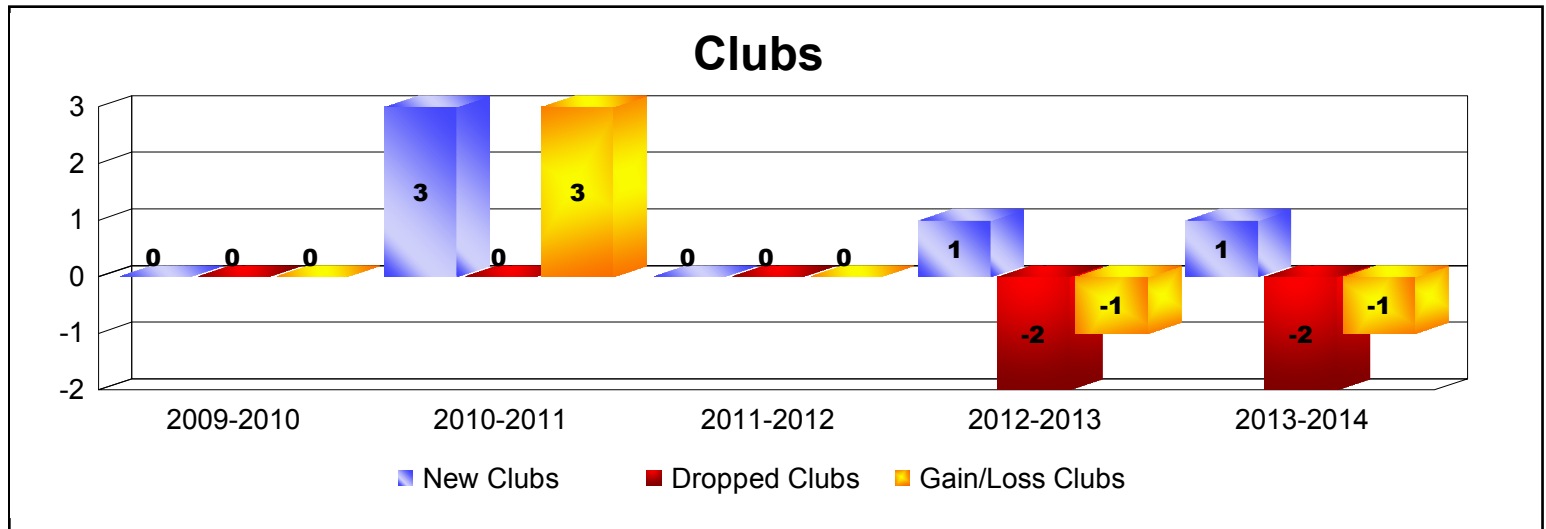
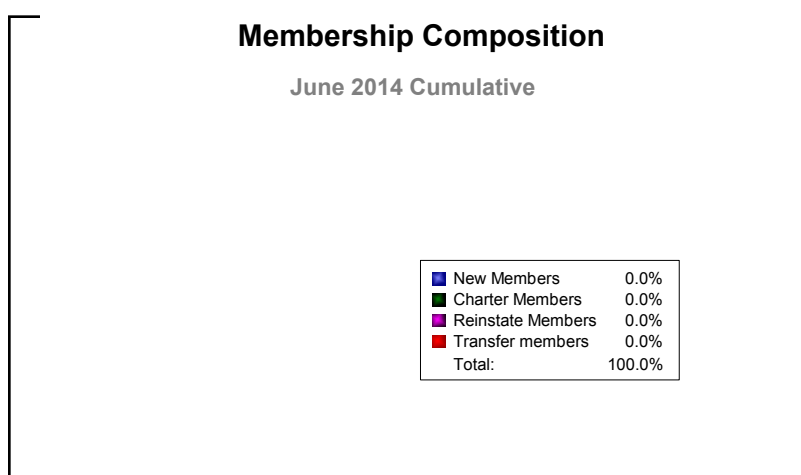
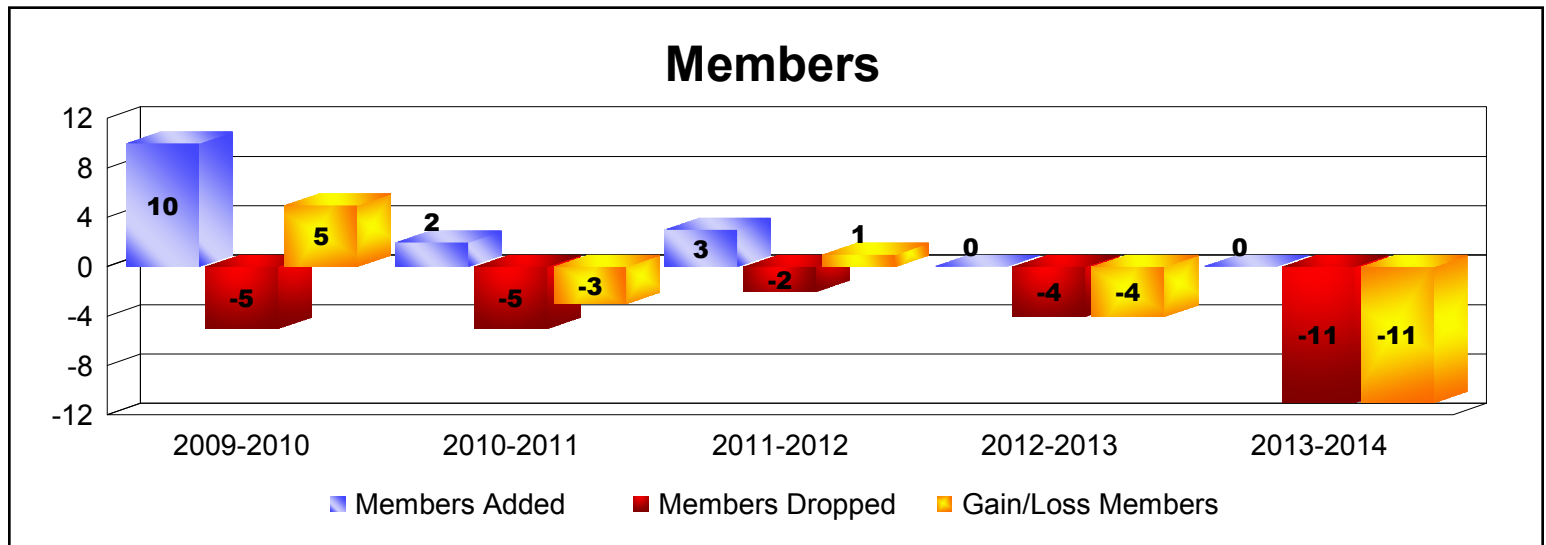
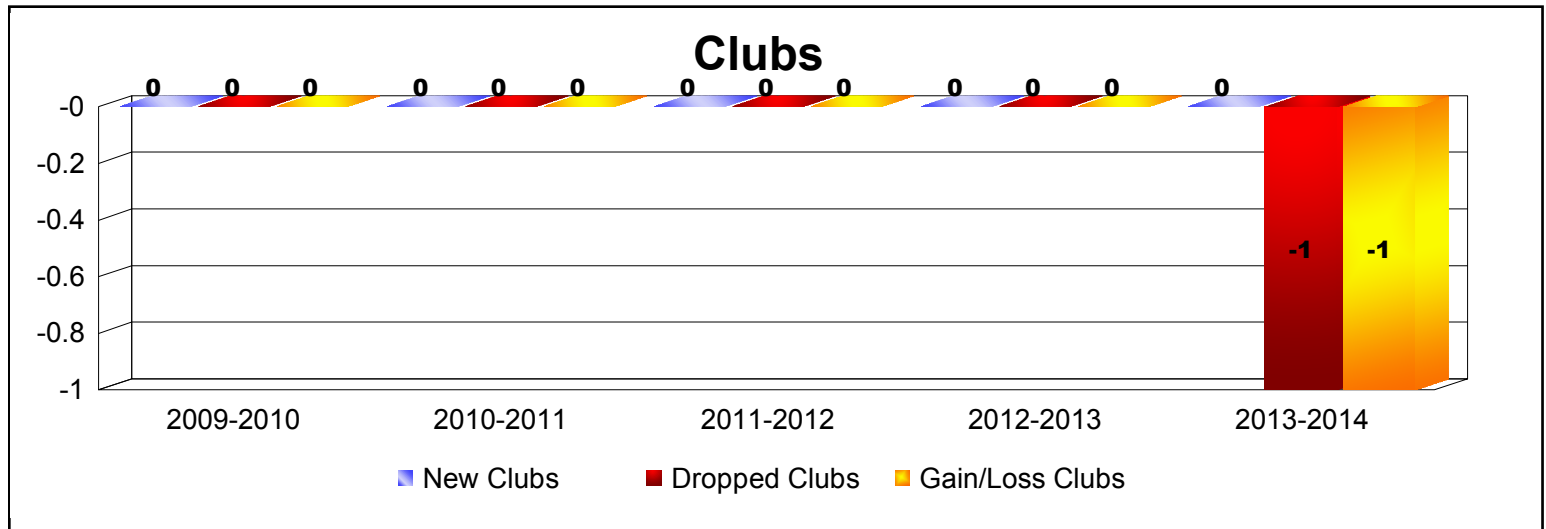


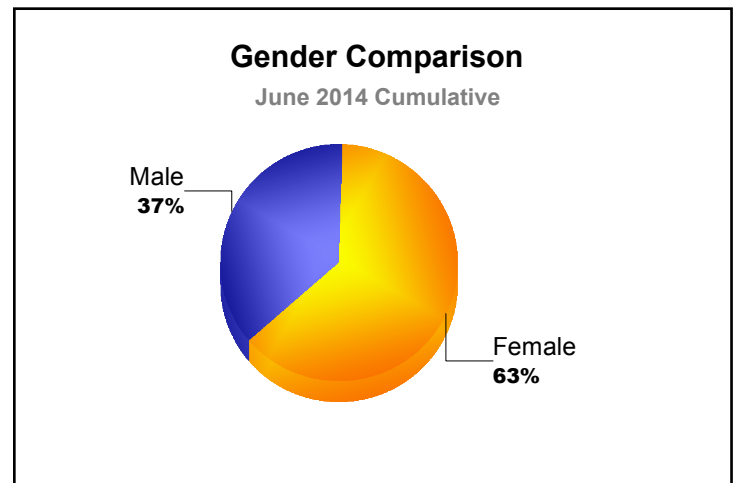
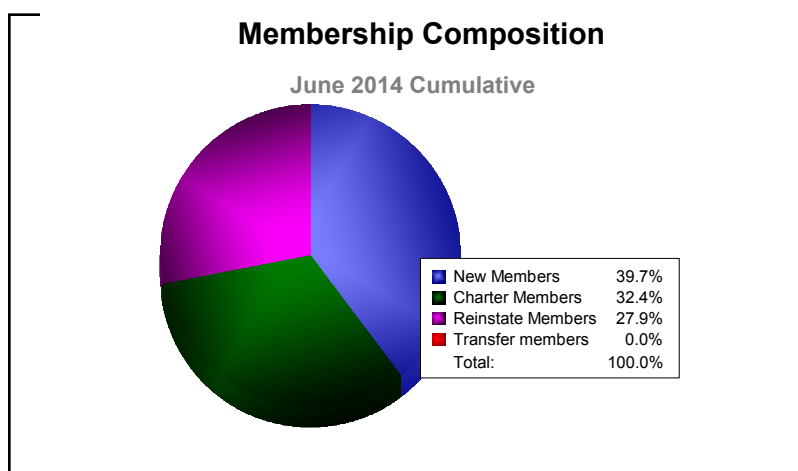
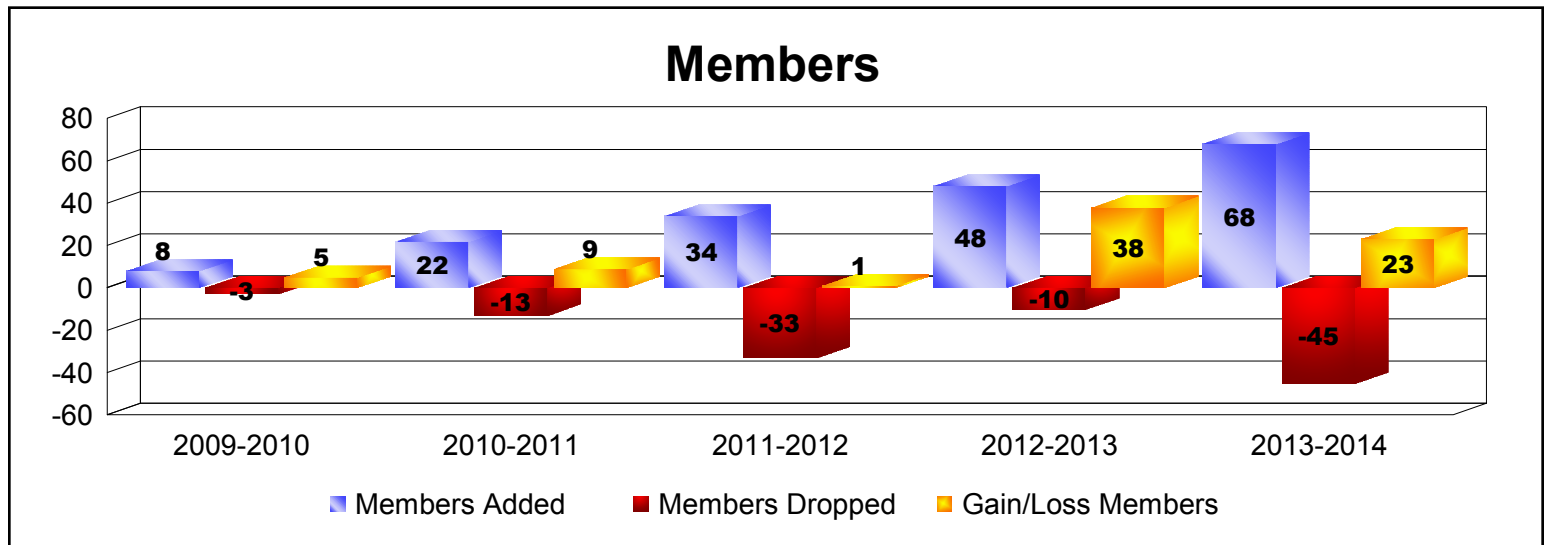
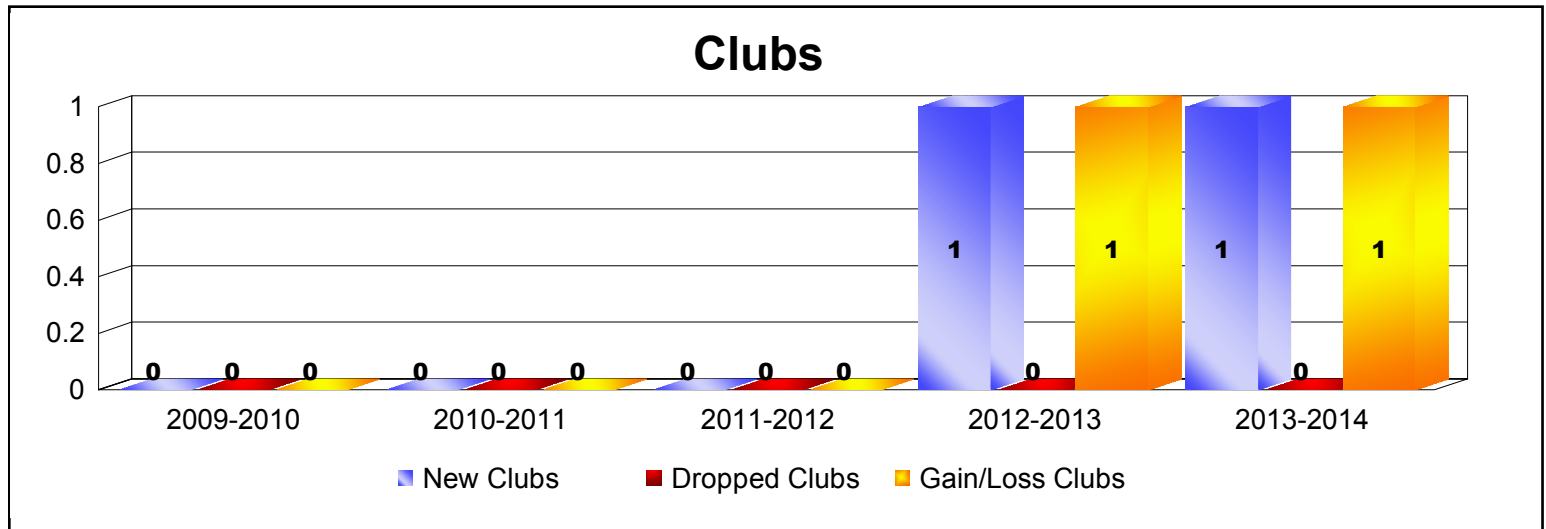
Year	New Clubs	Dropped Clubs	Gain/ Loss Clubs	New Members	Charter Members	Reinstate Members	Transfer Members	Total Member Added	Total Members Dropped	Gain/ Loss Members
2009-2010	0	0	0	107	0	10	1	118	-42	76
2010-2011	3	0	3	59	62	2	0	123	-80	43
2011-2012	0	0	0	31	2	6	2	41	-66	-25
2012-2013	1	-2	-1	56	22	81	1	160	-179	-19
2013-2014	1	-2	-1	85	31	1	2	119	-156	-37
<b>Average</b>	<b>1</b>	<b>-1</b>	<b>0</b>	<b>68</b>	<b>23</b>	<b>20</b>	<b>1</b>	<b>112</b>	<b>-105</b>	<b>8</b>



Year	New Clubs	Dropped Clubs	Gain/ Loss Clubs	New Members	Charter Members	Reinstate Members	Transfer Members	Total Member Added	Total Members Dropped	Gain/ Loss Members
2009-2010	0	0	0	10	0	0	0	10	-5	5
2010-2011	0	0	0	2	0	0	0	2	-5	-3
2011-2012	0	0	0	3	0	0	0	3	-2	1
2012-2013	0	0	0	0	0	0	0	0	-4	-4
2013-2014	0	-1	-1	0	0	0	0	0	-11	-11
<b>Average</b>	<b>0</b>	<b>0</b>	<b>0</b>	<b>3</b>	<b>0</b>	<b>0</b>	<b>0</b>	<b>3</b>	<b>-5</b>	<b>-2</b>



Year	New Clubs	Dropped Clubs	Gain/ Loss Clubs	New Members	Charter Members	Reinstate Members	Transfer Members	Total Member Added	Total Members Dropped	Gain/ Loss Members
2009-2010	0	0	0	8	0	0	0	8	-3	5
2010-2011	0	0	0	14	0	8	0	22	-13	9
2011-2012	0	0	0	7	0	26	1	34	-33	1
2012-2013	1	0	1	27	21	0	0	48	-10	38
2013-2014	1	0	1	27	22	19	0	68	-45	23
<b>Average</b>	<b>0</b>	<b>0</b>	<b>0</b>	<b>17</b>	<b>9</b>	<b>11</b>	<b>0</b>	<b>36</b>	<b>-21</b>	<b>15</b>



Year	New Clubs	Dropped Clubs	Gain/ Loss Clubs	New Members	Charter Members	Reinstate Members	Transfer Members	Total Member Added	Total Members Dropped	Gain/ Loss Members
2009-2010	0	0	0	1	0	0	0	1	-1	0
2010-2011	0	0	0	3	0	0	0	3	-4	-1
2011-2012	0	0	0	0	0	0	0	0	0	0
2012-2013	0	0	0	7	0	0	0	7	-6	1
2013-2014	0	0	0	0	0	0	0	0	0	0
<b>Average</b>	<b>0</b>	<b>0</b>	<b>0</b>	<b>2</b>	<b>0</b>	<b>0</b>	<b>0</b>	<b>2</b>	<b>-2</b>	<b>0</b>

